

St Thomas College, Kozhencherry

Feedback on Curriculum (2020-2021)


Feedback is a healthy practice that enables any system to audit its performance for qualitative enhancement. At St Thomas, feedback system is an active process of collecting feedback from all stakeholders, analysing them, and implementing requisite measures to improve the academic process.

A. TEACHERS

Feedback on the curriculum was collected from the teachers of St Thomas College Kozhencherry using questionnaire method. 127 (both UG and PG) responses were recorded in this survey. In this survey the teachers' opinion regarding 11 parameters--depth of the course content, relevance of the content, aims and objectives of the syllabi, potential to sensitise the students towards various issues, size of the syllabi, number of optional papers in the syllabus, the increase in knowledge level in the subject area, reference materials provided in the syllabus, evaluation schemes in the syllabi, overall rating of the syllabus and opinion regarding need of syllabus revision were collected.

Details of the respondents

Name of the Department	Total Number of Respondents
Department of Botany	9
Department of Chemistry	13
Department of Economics	7
Department of English	18
Department of Hindi	1
Department of History	3
Department of Malayalam	8
Department of Mathematics	12
Department of Physics	14
Department of Zoology	9
Department of Computer Science	5
Department of BBA	6
Department of Commerce (Aided)	18
Department of Commerce (Self)	4
Department of Statistics	1



Department of Zoology

		Depth of the Content		Total
		Satisfactory	Good	
Zoology	UG	0	5	5
	PG	2	2	4
Total		2	7	9


		Relevance of the Content		Total
		Satisfactory	Good	
Zoology	UG	1	4	5
	PG	4	0	4
Total		5	4	9

		Aims and Objectives of the Syllabus		Total
		Satisfactory	Good	
Zoology	UG	2	3	5
	PG	3	1	4
Total		5	4	9

		Sensitization towards Issues through Courses			Total
		Unsatisfactory	Satisfactory	Good	
Zoology	UG	1	3	1	5
	PG	0	2	2	4
Total		1	5	3	9

		Size of the Syllabus				Total
		Needs Improvement	Unsatisfactory	Satisfactory	Good	
Zoology	UG	0	1	3	1	5
	PG	1	0	2	1	4
Total		1	1	5	2	9

		Number of Optional Papers			Total
		Unsatisfactory	Satisfactory	Good	
Zoology	UG	1	2	2	5
	PG	0	2	2	4
Total		1	4	4	9



		Knowledge Creation		Total
		Satisfactory	Good	
Zoology	UG	3	2	5
	PG	3	1	4
Total		6	3	9

		Reference Material			Total	
		Needs Improvement	Unsatisfactory	Satisfactory		Good
Zoology	UG	1	1	2	1	5
	PG	1	1	2	0	4
Total		2	2	4	1	9

		Evaluation		Total
		Satisfactory	Good	
Zoology	UG	3	2	5
	PG	3	1	4
Total		6	3	9

		Overall Rating		Total
		Satisfactory	Good	
Zoology	UG	3	2	5
	PG	3	1	4
Total		6	3	9

		Syllabus needs Revision			Total
		Yes	No	Not Mentioned	
Zoology	UG	3	1	1	5
	PG	4	0	0	4
Total		7	1	1	9

Department of Physics

		Depth of the Content			Total
		Satisfactory	Good	Very Good	
Physics	UG	0	6	1	7
	PG	1	4	2	7
Total		1	10	3	14



		Relevance of the Content			Total
		Satisfactory	Good	Very Good	
Physics	UG	1	4	2	7
	PG	3	1	3	7
Total		4	5	5	14

		Aims and Objectives of the Syllabus		Total
		Good	Very Good	
Physics	UG	3	4	7
	PG	5	2	7
Total		8	6	14

		Sensitization towards Issues through Courses				Total
		Needs Improvement	Unsatisfactory	Satisfactory	Good	
Physics	UG	1	0	1	5	7
	PG	0	1	2	4	7
Total		1	1	3	9	14

		Size of the Syllabus				Total
		Needs Improvement	Satisfactory	Good	Very Good	
Physics	UG	0	1	4	2	7
	PG	1	2	2	2	7
Total		1	3	6	4	14

		Number of Optional Papers				Total
		Needs Improvement	Satisfactory	Good	Very Good	
Physics	UG	1	3	3	0	7
	PG	1	3	1	2	7
Total		2	6	4	2	14

		Knowledge Creation			Total
		Satisfactory	Good	Very Good	
Physics	UG	2	2	3	7
	PG	1	6	0	7
Total		3	8	3	14



		Reference Material				Total
		Needs Improvement	Satisfactory	Good	Very Good	
Physics	UG	0	1	2	4	7
	PG	1	1	2	3	7
Total		1	2	4	7	14

		Evaluation			Total
		Satisfactory	Good	Very Good	
Physics	UG	1	3	3	7
	PG	2	1	4	7
Total		3	4	7	14

		Overall Rating			Total
		Satisfactory	Good	Very Good	
Physics	UG	1	5	1	7
	PG	2	2	3	7
Total		3	7	4	14

		Syllabus needs Revision			Total
		Yes	No	Not Mentioned	
Physics	UG	4	3	0	7
	PG	5	1	1	7
Total		9	4	1	14

Department of Mathematics

		Depth of the Content		Total
		Good	Very Good	
Mathematics	UG	3	3	6
	PG	4	2	6
Total		7	5	12



		Relevance of the Content			Total
		Satisfactory	Good	Very Good	
Mathematics	UG	1	3	2	6
	PG	1	4	1	6
Total		2	7	3	12

		Aims and Objectives of the Syllabus			Total
		Satisfactory	Good	Very Good	
Mathematics	UG	0	5	1	6
	PG	1	5	0	6
Total		1	10	1	12

		Sensitization towards Issues through Courses				Total
		Not Mentioned	Unsatisfactory	Satisfactory	Good	
Mathematics	UG	1	0	2	3	6
	PG	1	1	2	2	6
Total		2	1	4	5	12

		Size of the Syllabus		Total
		Satisfactory	Good	
Mathematics	UG	2	4	6
	PG	2	4	6
Total		4	8	12

		Number of Optional Papers				Total
		Needs Improvement	Satisfactory	Good	Very Good	
Mathematics	UG	1	1	2	2	6
	PG	1	1	3	1	6
Total		2	2	5	3	12

		Knowledge Creation		Total
		Good	Very Good	
Mathematics	UG	5	1	6
	PG	5	1	6
Total		10	2	12



		Reference Material		Total
		Good	Very Good	
Mathematics	UG	5	1	6
	PG	4	2	6
Total		9	3	12

		Evaluation			Total
		Satisfactory	Good	Very Good	
Mathematics	UG	1	4	1	6
	PG	2	3	1	6
Total		3	7	2	12


		Overall Rating		Total
		Good		
Mathematics	UG	6		6
	PG	6		6
Total		12		12

		Syllabus needs Revision		Total
		Yes	No	
Mathematics	UG	3	3	6
	PG	5	1	6
Total		8	4	12

Department of Malayalam

		Depth of the Content				Total
		Needs Improvement	Satisfactory	Good	Very Good	
Malayalam	UG	1	1	1	1	4
	PG	0	1	1	2	4
Total		1	2	2	3	8

		Relevance of the Content			Total
		Satisfactory	Good	Very Good	
Malayalam	UG	2	1	1	4
	PG	2	1	1	4
Total		4	2	2	8



		Aims and Objectives of the Syllabus				Total
		Unsatisfactory	Satisfactory	Good	Very Good	
Malayalam	UG	0	2	0	2	4
	PG	1	1	1	1	4
Total		1	3	1	3	8


		Sensitization towards Issues through Courses			Total
		Satisfactory	Good	Very Good	
Malayalam	UG	2	2	0	4
	PG	2	1	1	4
Total		4	3	1	8

		Size of the Syllabus				Total
		Needs Improvement	Unsatisfactory	Satisfactory	Good	
Malayalam	UG	0	1	2	1	4
	PG	1	0	1	2	4
Total		1	1	3	3	8

		Number of Optional Papers		Total
		Satisfactory	Good	
Malayalam	UG	3	1	4
	PG	2	2	4
Total		5	3	8

		Knowledge Creation			Total
		Satisfactory	Good	Very Good	
Malayalam	UG	1	2	1	4
	PG	2	0	2	4
Total		3	2	3	8

		Reference Material			Total
		Unsatisfactory	Satisfactory	Very Good	
Malayalam	UG	0	3	1	4
	PG	1	2	1	4
Total		1	5	2	8



		Evaluation			Total
		Satisfactory	Good	Very Good	
Malayalam	UG	2	2	0	4
	PG	2	1	1	4
Total		4	3	1	8

		Overall Rating			Total
		Needs Improvement	Satisfactory	Good	
Malayalam	UG	1	1	2	4
	PG	1	1	2	4
Total		2	2	4	8

		Syllabus needs Revision			Total
		Yes	No	Not Mentioned	
Malayalam	UG	2	1	1	4
	PG	2	1	1	4
Total		4	2	2	8

Department of History

		Depth of the Content		Total
		Good		
History	UG	3		3
Total		3		3

		Relevance of the Content		Total
		Good	Very Good	
History	UG	2	1	3
Total		2	1	3

		Aims and Objectives of the Syllabus		Total
		Satisfactory	Good	
History	UG	1	2	3
Total		1	2	3



		Sensitization towards Issues through Courses		Total
		Satisfactory	Good	
History	UG	1	2	3
Total		1	2	3

		Size of the Syllabus		Total
		Satisfactory	Good	
History	UG	2	1	3
Total		2	1	3

		Number of Optional Papers		Total
		Satisfactory	Good	
History	UG	1	2	3
Total		1	2	3

		Knowledge Creation		Total
		Satisfactory	Good	
History	UG	2	1	3
Total		2	1	3

		Reference Material		Total
		Satisfactory	Good	
History	UG	2	1	3
Total		2	1	3

		Evaluation		Total
		Satisfactory	Good	
History	UG	1	2	3
Total		1	2	3

		Overall Rating		Total
		Satisfactory	Good	
History	UG	1	2	3
Total		1	2	3



		Syllabus needs Revision	
		Yes	Total
History	UG	3	3
Total		3	3

Department of Hindi

		Depth of the Content	
		Good	Total
Hindi	UG	1	1
Total		1	1

		Relevance of the Content	
		Good	Total
Hindi	UG	1	1
Total		1	1

		Aims and Objectives of the Syllabus	
		Satisfactory	Total
Hindi	UG	1	1
Total		1	1

		Sensitization towards Issues through Courses	
		Good	Total
Hindi	UG	1	1
Total		1	1

		Size of the Syllabus	
		Satisfactory	Total
Hindi	UG	1	1
Total		1	1



		Number of Optional Papers	
		Good	Total
Hindi	UG	1	1
Total		1	1

		Knowledge Creation	
		Satisfactory	Total
Hindi	UG	1	1
Total		1	1

		Reference Material	
		Satisfactory	Total
Hindi	UG	1	1
Total		1	1

		Evaluation	
		Good	Total
Hindi	UG	1	1
Total		1	1

		Overall Rating	
		Satisfactory	Total
Hindi	UG	1	1
Total		1	1

		Syllabus needs Revision	
		No	Total
Hindi	UG	1	1
Total		1	1



Department of English

		Depth of the Content			Total
		Satisfactory	Good	Very Good	
English	UG	0	8	2	10
	PG	2	3	3	8
Total		2	11	5	18

		Relevance of the Content			Total
		Satisfactory	Good	Very Good	
English	UG	1	7	2	10
	PG	2	4	2	8
Total		3	11	4	18

		Aims and Objectives of the Syllabus			Total
		Satisfactory	Good	Very Good	
English	UG	2	4	4	10
	PG	2	4	2	8
Total		4	8	6	18

		Sensitization towards Issues through Courses			Total
		Satisfactory	Good	Very Good	
English	UG	2	3	5	10
	PG	2	4	2	8
Total		4	7	7	18

		Size of the Syllabus					Total
		Needs Improvement	Unsatisfactory	Satisfactory	Good	Very Good	
English	UG	0	1	3	4	2	10
	PG	1	0	4	2	1	8
Total		1	1	7	6	3	18



		Number of Optional Papers			Total
		Satisfactory	Good	Very Good	
English	UG	4	5	1	10
	PG	3	3	2	8
Total		7	8	3	18

		Knowledge Creation			Total
		Satisfactory	Good	Very Good	
English	UG	1	5	4	10
	PG	1	4	3	8
Total		2	9	7	18

		Reference Material				Total
		Unsatisfactory	Satisfactory	Good	Very Good	
English	UG	1	3	4	2	10
	PG	1	3	1	3	8
Total		2	6	5	5	18

		Evaluation				Total
		Unsatisfactory	Satisfactory	Good	Very Good	
English	UG	1	4	2	3	10
	PG	1	1	4	2	8
Total		2	5	6	5	18

		Overall Rating			Total
		Satisfactory	Good	Very Good	
English	UG	4	3	3	10
	PG	3	3	2	8
Total		7	6	5	18

		Syllabus needs Revision			Total
		Yes	No	Not Mentioned	
English	UG	3	5	2	10
	PG	3	4	1	8
Total		6	9	3	18



Department of Economics

		Depth of the Content		Total
		Good	Very Good	
Economics	UG	3	1	4
	PG	2	1	3
Total		5	2	7


		Relevance of the Content			Total
		Satisfactory	Good	Very Good	
Economics	UG	1	2	1	4
	PG	0	2	1	3
Total		1	4	2	7

		Aims and Objectives of the Syllabus				Total
		Unsatisfactory	Satisfactory	Good	Very Good	
Economics	UG	1	1	0	2	4
	PG	0	0	2	1	3
Total		1	1	2	3	7

		Sensitization towards Issues through Courses			Total
		Satisfactory	Good	Very Good	
Economics	UG	2	1	1	4
	PG	0	3	0	3
Total		2	4	1	7

		Size of the Syllabus				Total
		Unsatisfactory	Satisfactory	Good	Very Good	
Economics	UG	1	1	1	1	4
	PG	0	1	2	0	3
Total		1	2	3	1	7

		Number of Optional Papers			Total
		Satisfactory	Good	Very Good	
Economics	UG	2	1	1	4
	PG	1	2	0	3
Total		3	3	1	7



		Knowledge Creation			Total
		Satisfactory	Good	Very Good	
Economics	UG	2	1	1	4
	PG	1	2	0	3
Total		3	3	1	7

		Reference Material			Total
		Satisfactory	Good	Very Good	
Economics	UG	2	1	1	4
	PG	2	0	1	3
Total		4	1	2	7


		Evaluation			Total
		Satisfactory	Good	Very Good	
Economics	UG	2	1	1	4
	PG	2	1	0	3
Total		4	2	1	7

		Overall Rating			Total
		Satisfactory	Good	Very Good	
Economics	UG	1	2	1	4
	PG	0	3	0	3
Total		1	5	1	7

		Syllabus needs Revision			Total
		Yes	No	Not Mentioned	
Economics	UG	1	1	2	4
	PG	2	0	1	3
Total		3	1	3	7

Department of Computer Science

		Depth of the Content		Total
		Satisfactory	Good	
Computer Science	UG	2	3	5
Total		2	3	5



		Relevance of the Content				Total
		Needs Improvement	Unsatisfactory	Good	Very Good	
Computer Science	UG	1	1	2	1	5
Total		1	1	2	1	5


		Aims and Objectives of the Syllabus		Total
		Needs Improvement	Good	
Computer Science	UG	1	4	5
Total		1	4	5

		Sensitization towards Issues through Courses				Total
		Not Mentioned	Satisfactory	Good	Very Good	
Computer Science	UG	1	1	2	1	5
Total		1	1	2	1	5

		Size of the Syllabus			Total
		Needs Improvement	Satisfactory	Very Good	
Computer Science	UG	3	1	1	5
Total		3	1	1	5

		Number of Optional Papers				Total
		Needs Improvement	Satisfactory	Good	Very Good	
Computer Science	UG	1	1	2	1	5
Total		1	1	2	1	5

		Knowledge Creation				Total
		Unsatisfactory	Satisfactory	Good	Very Good	
Computer Science	UG	2	1	1	1	5
Total		2	1	1	1	5



		Reference Material				Total
		Needs Improvement	Unsatisfactory	Satisfactory	Good	
Computer Science	UG	1	2	1	1	5
Total		1	2	1	1	5

		Evaluation			Total
		Needs Improvement	Satisfactory	Very Good	
Computer Science	UG	1	3	1	5
Total		1	3	1	5


		Overall Rating			Total
		Needs Improvement	Satisfactory	Good	
Computer Science	UG	1	1	3	5
Total		1	1	3	5

		Syllabus needs Revision		Total
		Yes	No	
Computer Science	UG	4	1	5
Total		4	1	5

Department of Commerce (Self)

		Depth of the Content		Total
		Good		
Commerce (Self)	UG	4		4
Total		4		4

		Relevance of the Content		Total
		Satisfactory	Good	
Commerce (Self)	UG	1	3	4
Total		1	3	4



		Aims and Objectives of the Syllabus		Total
		Good	Very Good	
Commerce (Self)	UG	3	1	4
Total		3	1	4

		Sensitization towards Issues through Courses			Total
		Needs Improvement	Satisfactory	Good	
Commerce (Self)	UG	1	1	2	4
Total		1	1	2	4


		Size of the Syllabus			Total
		Satisfactory	Good	Very Good	
Commerce (Self)	UG	1	2	1	4
Total		1	2	1	4

		Number of Optional Papers			Total
		Satisfactory	Good	Very Good	
Commerce (Self)	UG	1	2	1	4
Total		1	2	1	4

		Knowledge Creation		Total
		Good	Very Good	
Commerce (Self)	UG	3	1	4
Total		3	1	4

		Reference Material		Total
		Satisfactory	Good	
Commerce (Self)	UG	2	2	4
Total		2	2	4

		Evaluation		Total
		Good	Very Good	
Commerce (Self)	UG	3	1	4
Total		3	1	4



		Overall Rating		Total
		Good	Very Good	
Commerce (Self)	UG	3	1	4
Total		3	1	4

		Syllabus needs Revision			Total
		Yes	No	Not Mentioned	
Commerce (Self)	UG	1	2	1	4
Total		1	2	1	4


Department of Commerce (Aided)

		Depth of the Content		Total
		Good	Very Good	
Commerce (Aided)	UG	9	0	9
	PG	7	2	9
Total		16	2	18

		Relevance of the Content			Total
		Satisfactory	Good	Very Good	
Commerce (Aided)	UG	1	8	0	9
	PG	0	6	3	9
Total		1	14	3	18

		Aims and Objectives of the Syllabus			Total
		Satisfactory	Good	Very Good	
Commerce (Aided)	UG	0	9	0	9
	PG	2	6	1	9
Total		2	15	1	18

		Sensitization towards Issues through Courses		Total
		Satisfactory	Good	
Commerce (Aided)	UG	2	7	9
	PG	2	7	9
Total		4	14	18



		Size of the Syllabus			Total
		Unsatisfactory	Satisfactory	Good	
Commerce (Aided)	UG	0	2	7	9
	PG	1	2	6	9
Total		1	4	13	18


		Number of Optional Papers		Total
		Satisfactory	Good	
Commerce (Aided)	UG	2	7	9
	PG	3	6	9
Total		5	13	18

		Knowledge Creation			Total
		Satisfactory	Good	Very Good	
Commerce (Aided)	UG	0	9	0	9
	PG	2	5	2	9
Total		2	14	2	18

		Reference Material				Total
		Unsatisfactory	Satisfactory	Good	Very Good	
Commerce (Aided)	UG	0	1	8	0	9
	PG	1	3	4	1	9
Total		1	4	12	1	18

		Evaluation		Total
		Satisfactory	Good	
Commerce (Aided)	UG	3	6	9
	PG	3	6	9
Total		6	12	18

		Overall Rating		Total
		Satisfactory	Good	
Commerce (Aided)	UG	2	7	9
	PG	2	7	9
Total		4	14	18



		Syllabus needs Revision		Total
		Yes	No	
Commerce (Aided)	UG	3	6	9
	PG	5	4	9
Total		8	10	18

Department of BBA


		Depth of the Content		Total
		Satisfactory	Good	
BBA	UG	1	5	6
Total		1	5	6

		Relevance of the Content		Total
		Satisfactory	Good	
BBA	UG	1	5	6
Total		1	5	6

		Aims and Objectives of the Syllabus		Total
		Satisfactory	Good	
BBA	UG	2	4	6
Total		2	4	6

		Sensitization towards Issues through Courses		Total
		Satisfactory	Good	
BBA	UG	2	4	6
Total		2	4	6

		Size of the Syllabus		Total
		Satisfactory	Good	
BBA	UG	1	5	6
Total		1	5	6



		Number of Optional Papers		Total
		Good		
BBA	UG	6		6
Total		6		6

		Knowledge Creation		Total
		Satisfactory	Good	
BBA	UG	2	4	6
Total		2	4	6

		Reference Material		Total
		Satisfactory	Good	
BBA	UG	2	4	6
Total		2	4	6

		Evaluation		Total
		Satisfactory	Good	
BBA	UG	1	5	6
Total		1	5	6

		Overall Rating		Total
		Satisfactory	Good	
BBA	UG	2	4	6
Total		2	4	6

		Syllabus needs Revision		Total
		Yes	No	
BBA	UG	1	5	6
Total		1	5	6



Department of Botany

		Depth of the Content		Total
		Good	Very Good	
Botany	UG	3	2	5
	PG	3	1	4
Total		6	3	9

		Relevance of the Content			Total
		Satisfactory	Good	Very Good	
Botany	UG	0	3	2	5
	PG	2	1	1	4
Total		2	4	3	9

		Aims and Objectives of the Syllabus		Total
		Good	Very Good	
Botany	UG	3	2	5
	PG	3	1	4
Total		6	3	9

		Sensitization towards Issues through Courses			Total
		Satisfactory	Good	Very Good	
Botany	UG	2	3	0	5
	PG	1	2	1	4
Total		3	5	1	9

		Size of the Syllabus			Total
		Satisfactory	Good	Very Good	
Botany	UG	1	3	1	5
	PG	2	1	1	4
Total		3	4	2	9



		Number of Optional Papers			Total
		Satisfactory	Good	Very Good	
Botany	UG	1	3	1	5
	PG	1	3	0	4
Total		2	6	1	9


		Knowledge Creation			Total
		Satisfactory	Good	Very Good	
Botany	UG	0	4	1	5
	PG	1	2	1	4
Total		1	6	2	9

		Reference Material			Total
		Satisfactory	Good	Very Good	
Botany	UG	0	3	2	5
	PG	3	0	1	4
Total		3	3	3	9

		Evaluation		Total
		Good	Very Good	
Botany	UG	4	1	5
	PG	3	1	4
Total		7	2	9

		Overall Rating			Total
		Satisfactory	Good	Very Good	
Botany	UG	0	4	1	5
	PG	1	2	1	4
Total		1	6	2	9

		Syllabus needs Revision			Total
		Yes	No	Not Mentioned	
Botany	UG	1	2	2	5
	PG	3	1	0	4
Total		4	3	2	9



Department of Chemistry


		Depth of the Content			Total
		Satisfactory	Good	Very Good	
Chemistry	UG	1	4	3	8
	PG	0	3	2	5
Total		1	7	5	13

		Relevance of the Content			Total
		Satisfactory	Good	Very Good	
Chemistry	UG	1	6	1	8
	PG	1	1	3	5
Total		2	7	4	13

		Aims and Objectives of the Syllabus			Total
		Satisfactory	Good	Very Good	
Chemistry	UG	1	7	0	8
	PG	1	2	2	5
Total		2	9	2	13

		Sensitization towards Issues through Courses				Total
		Unsatisfactory	Satisfactory	Good	Very Good	
Chemistry	UG	1	2	5	0	8
	PG	1	0	3	1	5
Total		2	2	8	1	13

		Size of the Syllabus					Total
		Needs Improvement	Unsatisfactory	Satisfactory	Good	Very Good	
Chemistry	UG	1	0	2	5	0	8
	PG	0	1	1	2	1	5
Total		1	1	3	7	1	13



		Number of Optional Papers				Total
		Needs Improvement	Satisfactory	Good	Very Good	
Chemistry	UG	1	0	5	2	8
	PG	1	1	1	2	5
Total		2	1	6	4	13

		Knowledge Creation			Total
		Satisfactory	Good	Very Good	
Chemistry	UG	4	1	3	8
	PG	1	4	0	5
Total		5	5	3	13

		Reference Material				Total
		Unsatisfactory	Satisfactory	Good	Very Good	
Chemistry	UG	0	3	2	3	8
	PG	1	1	3	0	5
Total		1	4	5	3	13

		Evaluation					Total
		Not Mentioned	Needs Improvement	Satisfactory	Good	Very Good	
Chemistry	UG	0	1	1	3	3	8
	PG	1	0	0	3	1	5
Total		1	1	1	6	4	13

		Overall Rating			Total
		Satisfactory	Good	Very Good	
Chemistry	UG	3	4	1	8
	PG	1	3	1	5
Total		4	7	2	13

		Syllabus needs Revision			Total
		Yes	No	Not Mentioned	
Chemistry	UG	5	1	2	8
	PG	1	3	1	5
Total		6	4	3	13



Department of Statistics

		Depth of the Content	Total
		Good	
Statistics	PG	1	1
Total		1	1

		Relevance of the Content	Total
		Good	
Statistics	PG	1	1
Total		1	1

		Aims and Objectives of the Syllabus	Total
		Good	
Statistics	PG	1	1
Total		1	1

		Sensitization towards Issues through Courses	Total
		Satisfactory	
Statistics	PG	1	1
Total		1	1

		Size of the Syllabus	Total
		Satisfactory	
Statistics	PG	1	1
Total		1	1

		Number of Optional Papers	Total
		Good	
Statistics	PG	1	1
Total		1	1



		Knowledge Creation	
		Good	Total
Statistics	PG	1	1
Total		1	1

		Reference Material	
		Satisfactory	Total
Statistics	PG	1	1
Total		1	1

		Evaluation	
		Good	Total
Statistics	PG	1	1
Total		1	1

		Overall Rating	
		Good	Total
Statistics	PG	1	1
Total		1	1

		Syllabus needs Revision	
		Not Mentioned	Total
Statistics	PG	1	1
Total		1	1



St Thomas College, Kozhencherry

Feedback on Curriculum (2020-2021)

B. STUDENTS

A feedback survey on the curriculum was conducted among students of St Thomas College Kozhencherry using questionnaire method. In this survey students' opinion regarding 11 parameters--depth of the course content, relevance of the content, aims and objectives of the syllabi, potential to sensitize the students towards various issues, size of the syllabi, number of optional papers in the syllabus, the increase in knowledge level in the subject area, reference materials provided in the syllabus, evaluation schemes in the syllabi, overall rating of the syllabus and opinion regarding need of syllabus revision were collected.

Details of the Respondents

Name of the Department	Total Number of Respondents
Department of Botany	72
Department of Chemistry	27
Department of Economics	103
Department of English	81
Department of Hindi	42
Department of History	32
Department of Malayalam	93
Department of Mathematics	108
Department of Physics	47
Department of Zoology	69
Department of Computer Science	93
Department of BBA	99
Department of Commerce (Aided)	153
Department of Commerce (Self)	47
Department of Statistics	1



Department of Botany


Depth of the Content						
		Depth of the Content				Total
		Not Mentioned	Needs Improvement	Good	Very Good	
Botany	B.Sc. Botany	1	5	35	20	61
	M.Sc. Botany	0	1	8	2	11
Total		1	6	43	22	72

Relevance of the Content					
		Relevance of the Content			Total
		Needs Improvement	Good	Very Good	
Botany	B.Sc. Botany	6	41	14	61
	M.Sc. Botany	0	9	2	11
Total		6	50	16	72

Aims and Objectives of the Syllabus					
		Aims and Objectives of the Syllabus			Total
		Needs Improvement	Good	Very Good	
Botany	B.Sc. Botany	2	33	26	61
	M.Sc. Botany	1	7	3	11
Total		3	40	29	72

Sensitization Towards Issues through Courses						
		Sensitization towards issues through courses				Total
		Not Mentioned	Needs Improvement	Good	Very Good	
Botany	B.Sc. Botany	3	4	35	19	61
	M.Sc. Botany	0	0	9	2	11
Total		3	4	44	21	72

Size of the Syllabus						
		Size of the Syllabus				Total
		Not Mentioned	Needs Improvement	Good	Very Good	
Botany	B.Sc. Botany	1	6	43	11	61
	M.Sc. Botany	1	2	8	0	11
Total		2	8	51	11	72




Number of Optional Papers						
		Number of optional papers				Total
		Not Mentioned	Needs Improvement	Good	Very Good	
Botany	B.Sc. Botany	1	7	35	18	61
	M.Sc. Botany	0	0	10	1	11
Total		1	7	45	19	72

Knowledge Creation						
		Knowledge Creation			Total	
		Needs Improvement	Good	Very Good		
Botany	B.Sc. Botany	5	36	20	61	
	M.Sc. Botany	0	8	3	11	
Total		5	44	23	72	

Reference Material						
		Reference Material				Total
		Not Mentioned	Needs Improvement	Good	Very Good	
Botany	B.Sc. Botany	2	13	33	13	61
	M.Sc. Botany	0	0	7	4	11
Total		2	13	40	17	72

Evaluation						
		Evaluation				Total
		Not Mentioned	Needs Improvement	Good	Very Good	
Botany	B.Sc. Botany	1	5	44	11	61
	M.Sc. Botany	0	0	9	2	11
Total		1	5	53	13	72

Overall Rating						
		Overall Rating			Total	
		Needs Improvement	Good	Very Good		
Botany	B.Sc. Botany	5	40	16	61	
	M.Sc. Botany	0	10	1	11	
Total		5	50	17	72	



Syllabus Revision					
		Syllabus Revision			Total
		Yes	No	Not Mentioned	
Botany	B.Sc. Botany	25	31	5	61
	M.Sc. Botany	1	8	2	11
Total		26	39	7	72


Department of Chemistry

Depth of the Content					
		Depth of the Content			Total
		Needs Improvement	Good	Very Good	
Chemistry	B.Sc. Chemistry	1	16	3	20
	M.Sc. Chemistry	0	5	2	7
Total		1	21	5	27

Relevance of the Content					
		Relevance of the Content			Total
		Needs Improvement	Good	Very Good	
Chemistry	B.Sc. Chemistry	1	16	3	20
	M.Sc. Chemistry	0	4	3	7
Total		1	20	6	27

Aims and Objectives of the Syllabus					
		Aims and Objectives of the Syllabus			Total
		Needs Improvement	Good	Very Good	
Chemistry	B.Sc. Chemistry	0	17	3	20
	M.Sc. Chemistry	2	4	1	7
Total		2	21	4	27

Sensitization towards Issues through Courses						
		Sensitization towards issues through courses				Total
		Not Mentioned	Needs Improvement	Good	Very Good	
Chemistry	B.Sc. Chemistry	1	2	16	1	20
	M.Sc. Chemistry	0	1	5	1	7
Total		1	3	21	2	27



Size of the Syllabus					
		Size of the Syllabus			Total
		Needs Improvement	Good	Very Good	
Chemistry	B.Sc. Chemistry	0	18	2	20
	M.Sc. Chemistry	3	4	0	7
Total		3	22	2	27

Number of Optional Papers					
		Number of optional papers			Total
		Needs Improvement	Good	Very Good	
Chemistry	B.Sc. Chemistry	1	16	3	20
	M.Sc. Chemistry	1	5	1	7
Total		2	21	4	27

Knowledge Creation					
		Knowledge Creation			Total
		Needs Improvement	Good	Very Good	
Chemistry	B.Sc. Chemistry	2	13	5	20
	M.Sc. Chemistry	0	5	2	7
Total		2	18	7	27

Reference Material					
		Reference Material			Total
		Needs Improvement	Good	Very Good	
Chemistry	B.Sc. Chemistry	1	13	6	20
	M.Sc. Chemistry	1	4	2	7
Total		2	17	8	27

Evaluation					
		Evaluation			Total
		Needs Improvement	Good	Very Good	
Chemistry	B.Sc. Chemistry	2	14	4	20
	M.Sc. Chemistry	3	2	2	7
Total		5	16	6	27



Overall Rating					
		Overall Rating			Total
		Needs Improvement	Good	Very Good	
Chemistry	B.Sc. Chemistry	1	14	5	20
	M.Sc. Chemistry	1	4	2	7
Total		2	18	7	27


Syllabus Revision					
		Syllabus Revision			Total
		Yes	No	Not Mentioned	
Chemistry	B.Sc. Chemistry	10	9	1	20
	M.Sc. Chemistry	4	2	1	7
Total		14	11	2	27

Department of Economics

Depth of the Content						
		Depth of the Content				Total
		Not Mentioned	Needs Improvement	Good	Very Good	
Economics	B.A. Economics	1	8	64	18	91
	M.A. Economics	0	2	9	1	12
Total		1	10	73	19	103

Relevance of the Content						
		Relevance of the Content				Total
		Not Mentioned	Needs Improvement	Good	Very Good	
Economics	B.A. Economics	2	8	70	11	91
	M.A. Economics	0	2	8	2	12
Total		2	10	78	13	103

Aims and Objectives of the Syllabus					
		Aims and Objectives of the Syllabus			Total
		Needs Improvement	Good	Very Good	
Economics	B.A. Economics	9	52	30	91
	M.A. Economics	4	7	1	12



Total	13	59	31	103
-------	----	----	----	-----


Sensitization towards issues through courses						
		Sensitization towards Issues through Courses				Total
		Not Mentioned	Needs Improvement	Good	Very Good	
Economics	B.A. Economics	13	13	45	20	91
	M.A. Economics	0	3	9	0	12
Total		13	16	54	20	103

Size of the Syllabus						
		Size of the Syllabus				Total
		Not Mentioned	Needs Improvement	Good	Very Good	
Economics	B.A. Economics	3	11	65	12	91
	M.A. Economics	2	4	6	0	12
Total		5	15	71	12	103

Number of Optional Papers						
		Number of Optional Papers				Total
		Not Mentioned	Needs Improvement	Good	Very Good	
Economics	B.A. Economics	1	11	62	17	91
	M.A. Economics	0	2	10	0	12
Total		1	13	72	17	103

Knowledge Creation						
		Knowledge Creation				Total
		Not Mentioned	Needs Improvement	Good	Very Good	
Economics	B.A. Economics	1	9	50	31	91
	M.A. Economics	0	1	5	6	12
Total		1	10	55	37	103

Reference Material						
		Reference Material				Total
		Not Mentioned	Needs Improvement	Good	Very Good	
Economics	B.A. Economics	2	13	57	19	91
	M.A. Economics	0	1	9	2	12
Total		2	14	66	21	103



Evaluation						
		Evaluation				Total
		Not Mentioned	Needs Improvement	Good	Very Good	
Economics	B.A. Economics	4	12	60	15	91
	M.A. Economics	0	1	10	1	12
Total		4	13	70	16	103


Overall Rating						
		Overall Rating				Total
		Not Mentioned	Needs Improvement	Good	Very Good	
Economics	B.A. Economics	2	11	62	16	91
	M.A. Economics	0	3	8	1	12
Total		2	14	70	17	103

Syllabus Revision					
		Syllabus Revision			Total
		Yes	No	Not Mentioned	
Economics	B.A. Economics	43	35	13	91
	M.A. Economics	11	0	1	12
Total		54	35	14	103

Department of English

Depth of the Content						
		Depth of the Content				Total
		Not Mentioned	Needs Improvement	Good	Very Good	
English	B.A. English	0	5	40	11	56
	M.A. English	1	3	16	5	25
Total		1	8	56	16	81

Relevance of the Content						
		Relevance of the Content				Total
		Not Mentioned	Needs Improvement	Good	Very Good	
English	B.A. English	3	5	36	12	56
	M.A. English	0	5	16	4	25



Total	3	10	52	16	81
-------	---	----	----	----	----


Aims and Objectives of the Syllabus					
		Aims and Objectives of the Syllabus			Total
		Needs Improvement	Good	Very Good	
English	B.A. English	11	29	16	56
	M.A. English	4	17	4	25
Total		15	46	20	81

Sensitization towards issues through courses						
		Sensitization towards Issues through Courses				Total
		Not Mentioned	Needs Improvement	Good	Very Good	
English	B.A. English	2	11	31	12	56
	M.A. English	0	5	17	3	25
Total		2	16	48	15	81

Size of the Syllabus						
		Size of the Syllabus				Total
		Not Mentioned	Needs Improvement	Good	Very Good	
English	B.A. English	2	9	38	7	56
	M.A. English	1	14	5	5	25
Total		3	23	43	12	81

Number of Optional Papers						
		Number of Optional Papers				Total
		Not Mentioned	Needs Improvement	Good	Very Good	
English	B.A. English	2	8	38	8	56
	M.A. English	1	9	11	4	25
Total		3	17	49	12	81

Knowledge Creation						
		Knowledge Creation				Total
		Not Mentioned	Needs Improvement	Good	Very Good	
English	B.A. English	1	9	36	10	56
	M.A. English	0	5	15	5	25
Total		1	14	51	15	81



Reference Material						
		Reference Material				Total
		Not Mentioned	Needs Improvement	Good	Very Good	
English	B.A. English	2	10	35	9	56
	M.A. English	0	11	12	2	25
Total		2	21	47	11	81


Evaluation						
		Evaluation				Total
		Not Mentioned	Needs Improvement	Good	Very Good	
English	B.A. English	1	12	33	10	56
	M.A. English	0	5	15	5	25
Total		1	17	48	15	81

Overall Rating						
		Overall Rating				Total
		Not Mentioned	Needs Improvement	Good	Very Good	
English	B.A. English	1	8	36	11	56
	M.A. English	0	6	16	3	25
Total		1	14	52	14	81

Syllabus Revision						
		Syllabus Revision			Total	
		Yes	No	Not Mentioned		
English	B.A. English	20	25	11	56	
	M.A. English	14	8	3	25	
Total		34	33	14	81	

Department of Hindi

Depth of the Content						
		Depth of the Content			Total	
		Needs Improvement	Good	Very Good		
Hindi	B.A. Hindi	1	30	11	42	
Total		1	30	11	42	



Relevance of the Content					
		Relevance of the Content			Total
		Needs Improvement	Good	Very Good	
Hindi	B.A. Hindi	2	21	19	42
Total		2	21	19	42


Aims and Objectives of the Syllabus					
		Aims and Objectives of the Syllabus			Total
		Needs Improvement	Good	Very Good	
Hindi	B.A. Hindi	1	26	15	42
Total		1	26	15	42

Sensitization towards Issues through Courses					
		Sensitization towards issues through courses			Total
		Needs Improvement	Good	Very Good	
Hindi	B.A. Hindi	5	28	9	42
Total		5	28	9	42

Size of the Syllabus					
		Size of the Syllabus			Total
		Needs Improvement	Good	Very Good	
Hindi	B.A. Hindi	1	24	17	42
Total		1	24	17	42

Number of Optional Papers					
		Number of optional papers			Total
		Needs Improvement	Good	Very Good	
Hindi	B.A. Hindi	1	30	11	42
Total		1	30	11	42

Knowledge Creation					
		Knowledge Creation			Total
		Needs Improvement	Good	Very Good	
Hindi	B.A. Hindi	4	20	18	42
Total		4	20	18	42



Reference Material					
		Reference Material			Total
		Needs Improvement	Good	Very Good	
Hindi	B.A. Hindi	5	18	19	42
Total		5	18	19	42

Evaluation						
		Evaluation			Total	
		Not Mentioned	Needs Improvement	Good		Very Good
Hindi	B.A. Hindi	1	3	24	14	42
Total		1	3	24	14	42

Overall Rating						
		Overall Rating			Total	
		Not Mentioned	Needs Improvement	Good		Very Good
Hindi	B.A. Hindi	1	1	22	18	42
Total		1	1	22	18	42

Syllabus Revision					
		Syllabus Revision			Total
		Yes	No	Not Mentioned	
Hindi	B.A. Hindi	28	10	4	42
Total		28	10	4	42

Department of History

Depth of the Content					
		Depth of the Content			Total
		Needs Improvement	Good	Very Good	
History	B.A. History	3	21	8	32
Total		3	21	8	32

Relevance of the Content					
		Relevance of the Content			Total
		Needs Improvement	Good	Very Good	
History	B.A. History	2	25	5	32



Total	2	25	5	32
-------	---	----	---	----

Aims and Objectives of the Syllabus						
		Aims and Objectives of the Syllabus				Total
		Not Mentioned	Needs Improvement	Good	Very Good	
History	B.A. History	1	4	19	8	32
Total		1	4	19	8	32


Sensitization towards Issues through Courses						
		Sensitization towards issues through courses				Total
		Not Mentioned	Needs Improvement	Good	Very Good	
History	B.A. History	1	9	20	2	32
Total		1	9	20	2	32

Size of the Syllabus					
		Size of the Syllabus			Total
		Needs Improvement	Good	Very Good	
History	B.A. History	7	19	6	32
Total		7	19	6	32

Number of Optional Papers					
		Number of optional papers			Total
		Needs Improvement	Good	Very Good	
History	B.A. History	9	20	3	32
Total		9	20	3	32

Knowledge Creation					
		Knowledge Creation			Total
		Needs Improvement	Good	Very Good	
History	B.A. History	8	14	10	32
Total		8	14	10	32

Reference Material						
		Reference Material				Total
		Not Mentioned	Needs Improvement	Good	Very Good	
History	B.A. History	1	12	16	3	32
Total		1	12	16	3	32



Evaluation					
		Evaluation			Total
		Needs Improvement	Good	Very Good	
History	B.A. History	8	19	5	32
Total		8	19	5	32

Overall Rating					
		Overall Rating			Total
		Needs Improvement	Good	Very Good	
History	B.A. History	4	21	7	32
Total		4	21	7	32

Syllabus Revision					
		Syllabus Revision			Total
		Yes	No	Not Mentioned	
History	B.A. History	17	12	3	32
Total		17	12	3	32

Department of Malayalam

Depth of the Content					
		Depth of the Content			Total
		Needs Improvement	Good	Very Good	
Malayalam	B.A. Malayalam	1	44	26	71
	M.A. Malayalam	1	13	8	22
Total		2	57	34	93

Relevance of the Content					
		Relevance of the Content			Total
		Needs Improvement	Good	Very Good	
Malayalam	B.A. Malayalam	2	46	23	71
	M.A. Malayalam	2	14	6	22
Total		4	60	29	93




Aims and Objectives of the Syllabus					
		Aims and Objectives of the Syllabus			Total
		Needs Improvement	Good	Very Good	
Malayalam	B.A. Malayalam	0	35	36	71
	M.A. Malayalam	4	12	6	22
Total		4	47	42	93

Sensitization towards Issues through Courses						
		Sensitization towards issues through courses				Total
		Not Mentioned	Needs Improvement	Good	Very Good	
Malayalam	B.A. Malayalam	2	4	46	19	71
	M.A. Malayalam	1	1	13	7	22
Total		3	5	59	26	93

Size of the Syllabus						
		Size of the Syllabus				Total
		Not Mentioned	Needs Improvement	Good	Very Good	
Malayalam	B.A. Malayalam	1	5	45	20	71
	M.A. Malayalam	1	5	13	3	22
Total		2	10	58	23	93

Number of Optional Papers						
		Number of optional papers				Total
		Not Mentioned	Needs Improvement	Good	Very Good	
Malayalam	B.A. Malayalam	2	1	37	31	71
	M.A. Malayalam	0	4	12	6	22
Total		2	5	49	37	93

Knowledge Creation					
		Knowledge Creation			Total
		Needs Improvement	Good	Very Good	
Malayalam	B.A. Malayalam	2	39	30	71
	M.A. Malayalam	2	11	9	22
Total		4	50	39	93



Reference Material						
		Reference Material				Total
		Not Mentioned	Needs Improvement	Good	Very Good	
Malayalam	B.A. Malayalam	1	4	35	31	71
	M.A. Malayalam	2	9	6	5	22
Total		3	13	41	36	93


Evaluation						
		Evaluation				Total
		Not Mentioned	Needs Improvement	Good	Very Good	
Malayalam	B.A. Malayalam	1	5	37	28	71
	M.A. Malayalam	0	7	12	3	22
Total		1	12	49	31	93

Overall Rating						
		Overall Rating				Total
		Not Mentioned	Needs Improvement	Good	Very Good	
Malayalam	B.A. Malayalam	0	4	35	32	71
	M.A. Malayalam	1	5	12	4	22
Total		1	9	47	36	93

Syllabus Revision						
		Syllabus Revision			Total	
		Yes	No	Not Mentioned		
Malayalam	B.A. Malayalam	36	32	3	71	
	M.A. Malayalam	12	10	0	22	
Total		48	42	3	93	

Department of Mathematics

Depth of the Content					
		Depth of the Content			Total
		Needs Improvement	Good	Very Good	
Mathematics	B.Sc. Mathematics	1	63	19	83
	M.Sc. Mathematics	1	21	3	25



Total	2	84	22	108
-------	---	----	----	-----

Relevance of the Content					
		Relevance of the Content			Total
		Needs Improvement	Good	Very Good	
Mathematics	B.Sc. Mathematics	5	59	19	83
	M.Sc. Mathematics	1	22	2	25
Total		6	81	21	108

Aims and Objectives of the Syllabus					
		Aims and Objectives of the Syllabus			Total
		Needs Improvement	Good	Very Good	
Mathematics	B.Sc. Mathematics	4	51	28	83
	M.Sc. Mathematics	3	19	3	25
Total		7	70	31	108

Sensitization towards Issues through Courses						
		Sensitization towards issues through courses			Total	
		Not Mentioned	Needs Improvement	Good		Very Good
Mathematics	B.Sc. Mathematics	0	6	62	15	83
	M.Sc. Mathematics	1	4	19	1	25
Total		1	10	81	16	108

Size of the Syllabus					
		Size of the Syllabus			Total
		Needs Improvement	Good	Very Good	
Mathematics	B.Sc. Mathematics	8	60	15	83
	M.Sc. Mathematics	6	17	2	25
Total		14	77	17	108

Number of Optional Papers					
		Number of optional papers			Total
		Needs Improvement	Good	Very Good	
Mathematics	B.Sc. Mathematics	3	60	20	83
	M.Sc. Mathematics	3	17	5	25
Total		6	77	25	108




Knowledge Creation						
		Knowledge Creation				Total
		Not Mentioned	Needs Improvement	Good	Very Good	
Mathematics	B.Sc. Mathematics	1	7	48	27	83
	M.Sc. Mathematics	0	5	15	5	25
Total		1	12	63	32	108

Reference Material					
		Reference Material			Total
		Needs Improvement	Good	Very Good	
Mathematics	B.Sc. Mathematics	10	55	18	83
	M.Sc. Mathematics	3	16	6	25
Total		13	71	24	108

Evaluation					
		Evaluation			Total
		Needs Improvement	Good	Very Good	
Mathematics	B.Sc. Mathematics	5	63	15	83
	M.Sc. Mathematics	4	19	2	25
Total		9	82	17	108

Overall Rating					
		Overall Rating			Total
		Needs Improvement	Good	Very Good	
Mathematics	B.Sc. Mathematics	2	66	15	83
	M.Sc. Mathematics	2	21	2	25
Total		4	87	17	108

Syllabus Revision					
		Syllabus Revision			Total
		Yes	No	Not Mentioned	
Mathematics	B.Sc. Mathematics	28	50	5	83
	M.Sc. Mathematics	12	11	2	25
Total		40	61	7	108



Department of Physics


Depth of the Content						
		Depth of the Content				Total
		Not Mentioned	Needs Improvement	Good	Very Good	
Physics	B.Sc. Physics	2	3	19	18	42
	M.Sc. Physics	0	0	1	4	5
Total		2	3	20	22	47

Relevance of the Content						
		Relevance of the Content				Total
		Not Mentioned	Needs Improvement	Good	Very Good	
Physics	B.Sc. Physics	2	4	19	17	42
	M.Sc. Physics	0	0	0	5	5
Total		2	4	19	22	47

Aims and Objectives of the Syllabus						
		Aims and Objectives of the Syllabus				Total
		Not Mentioned	Needs Improvement	Good	Very Good	
Physics	B.Sc. Physics	2	5	16	19	42
	M.Sc. Physics	0	0	2	3	5
Total		2	5	18	22	47

Sensitization towards Issues through Courses						
		Sensitization towards issues through courses				Total
		Not Mentioned	Needs Improvement	Good	Very Good	
Physics	B.Sc. Physics	1	6	19	16	42
	M.Sc. Physics	0	0	2	3	5
Total		1	6	21	19	47

Size of the Syllabus						
		Size of the Syllabus				Total
		Not Mentioned	Needs Improvement	Good	Very Good	
Physics	B.Sc. Physics	1	9	14	18	42
	M.Sc. Physics	0	2	2	1	5
Total		1	11	16	19	47



Number of Optional Papers						
		Number of optional papers				Total
		Not Mentioned	Needs Improvement	Good	Very Good	
Physics	B.Sc. Physics	1	9	15	17	42
	M.Sc. Physics	0	0	1	4	5
Total		1	9	16	21	47

Knowledge Creation						
		Knowledge Creation				Total
		Not Mentioned	Needs Improvement	Good	Very Good	
Physics	B.Sc. Physics	1	6	16	19	42
	M.Sc. Physics	0	0	0	5	5
Total		1	6	16	24	47

Reference Material						
		Reference Material				Total
		Not Mentioned	Needs Improvement	Good	Very Good	
Physics	B.Sc. Physics	1	11	13	17	42
	M.Sc. Physics	0	0	1	4	5
Total		1	11	14	21	47

Evaluation						
		Evaluation				Total
		Not Mentioned	Needs Improvement	Good	Very Good	
Physics	B.Sc. Physics	1	9	14	18	42
	M.Sc. Physics	0	1	2	2	5
Total		1	10	16	20	47

Overall Rating						
		Overall Rating				Total
		Not Mentioned	Needs Improvement	Good	Very Good	
Physics	B.Sc. Physics	1	6	18	17	42
	M.Sc. Physics	0	0	2	3	5
Total		1	6	20	20	47



Syllabus Revision					
		Syllabus Revision			Total
		Yes	No	Not Mentioned	
Physics	B.Sc. Physics	16	21	5	42
	M.Sc. Physics	4	1	0	5
Total		20	22	5	47

Department of Zoology

Depth of the Content					
		Depth of the Content			Total
		Needs Improvement	Good	Very Good	
Zoology	B.Sc. Zoology	2	41	14	57
	M.Sc. Zoology	0	12	0	12
Total		2	53	14	69

Relevance of the Content						
		Relevance of the Content				Total
		Not Mentioned	Needs Improvement	Good	Very Good	
Zoology	B.Sc. Zoology	1	1	47	8	57
	M.Sc. Zoology	0	4	8	0	12
Total		1	5	55	8	69

Aims and Objectives of the Syllabus					
		Aims and Objectives of the Syllabus			Total
		Needs Improvement	Good	Very Good	
Zoology	B.Sc. Zoology	3	43	11	57
	M.Sc. Zoology	5	4	3	12
Total		8	47	14	69

Sensitization towards Issues through Courses						
		Sensitization towards issues through courses				Total
		Not Mentioned	Needs Improvement	Good	Very Good	
Zoology	B.Sc. Zoology	1	8	41	7	57
	M.Sc. Zoology	0	3	8	1	12
Total		1	11	49	8	69



Size of the Syllabus						
		Size of the Syllabus				Total
		Not Mentioned	Needs Improvement	Good	Very Good	
Zoology	B.Sc. Zoology	1	4	43	9	57
	M.Sc. Zoology	0	6	4	2	12
Total		1	10	47	11	69

Number of Optional Papers						
		Number of optional papers				Total
		Not Mentioned	Needs Improvement	Good	Very Good	
Zoology	B.Sc. Zoology	2	3	46	6	57
	M.Sc. Zoology	0	2	9	1	12
Total		2	5	55	7	69

Knowledge Creation						
		Knowledge Creation				Total
		Not Mentioned	Needs Improvement	Good	Very Good	
Zoology	B.Sc. Zoology	1	4	41	11	57
	M.Sc. Zoology	0	3	9	0	12
Total		1	7	50	11	69

Reference Material						
		Reference Material				Total
		Not Mentioned	Needs Improvement	Good	Very Good	
Zoology	B.Sc. Zoology	1	4	42	10	57
	M.Sc. Zoology	0	4	8	0	12
Total		1	8	50	10	69

Evaluation						
		Evaluation				Total
		Not Mentioned	Needs Improvement	Good	Very Good	
Zoology	B.Sc. Zoology	3	2	42	10	57
	M.Sc. Zoology	0	6	5	1	12
Total		3	8	47	11	69



Overall Rating					
		Overall Rating			Total
		Needs Improvement	Good	Very Good	
Zoology	B.Sc. Zoology	1	45	11	57
	M.Sc. Zoology	2	10	0	12
Total		3	55	11	69

Syllabus Revision					
		Syllabus Revision			Total
		Yes	No	Not Mentioned	
Zoology	B.Sc. Zoology	23	28	6	57
	M.Sc. Zoology	9	2	1	12
Total		32	30	7	69

Department of Computer Science

Depth of the Content						
		Depth of the Content				Total
		Not Mentioned	Needs Improvement	Good	Very Good	
Computer Science	B.Sc. Computer Science	1	16	53	23	93
Total		1	16	53	23	93

Relevance of the Content						
		Relevance of the Content				Total
		Not Mentioned	Needs Improvement	Good	Very Good	
Computer Science	B.Sc. Computer Science	2	16	56	19	93
Total		2	16	56	19	93

Aims and Objectives of the Syllabus						
		Aims and Objectives of the Syllabus				Total
		Not Mentioned	Needs Improvement	Good	Very Good	
Computer Science	B.Sc. Computer Science	2	17	48	26	93
Total		2	17	48	26	93



Sensitization towards Issues through Courses						
		Sensitization towards issues through courses				Total
		Not Mentioned	Needs Improvement	Good	Very Good	
Computer Science	B.Sc. Computer Science	2	18	52	21	93
Total		2	18	52	21	93

Size of the Syllabus						
		Size of the Syllabus				Total
		Not Mentioned	Needs Improvement	Good	Very Good	
Computer Science	B.Sc. Computer Science	4	12	55	22	93
Total		4	12	55	22	93

Number of Optional Papers						
		Number of optional papers				Total
		Not Mentioned	Needs Improvement	Good	Very Good	
Computer Science	B.Sc. Computer Science	4	18	54	17	93
Total		4	18	54	17	93

Knowledge Creation						
		Knowledge Creation				Total
		Not Mentioned	Needs Improvement	Good	Very Good	
Computer Science	B.Sc. Computer Science	1	24	42	26	93
Total		1	24	42	26	93

Reference Material						
		Reference Material				Total
		Not Mentioned	Needs Improvement	Good	Very Good	
Computer Science	B.Sc. Computer Science	3	20	49	21	93
Total		3	20	49	21	93



Evaluation						
		Evaluation				Total
		Not Mentioned	Needs Improvement	Good	Very Good	
Computer Science	B.Sc. Computer Science	4	18	48	23	93
Total		4	18	48	23	93

Overall Rating						
		Overall Rating				Total
		Not Mentioned	Needs Improvement	Good	Very Good	
Computer Science	B.Sc. Computer Science	1	17	50	25	93
Total		1	17	50	25	93

Syllabus Revision						
		Syllabus Revision			Total	
		Yes	No	Not Mentioned		
Computer Science	B.Sc. Computer Science	49	32	12	93	
Total		49	32	12	93	

Department of BBA

Depth of the Content					
		Depth of the Content			Total
		Needs Improvement	Good	Very Good	
BBA	BBA	4	80	15	99
Total		4	80	15	99

Relevance of the Content					
		Relevance of the Content			Total
		Needs Improvement	Good	Very Good	
BBA	BBA	10	78	11	99
Total		10	78	11	99



Aims and Objectives of the Syllabus						
		Aims and Objectives of the Syllabus				Total
		Not Mentioned	Needs Improvement	Good	Very Good	
BBA	BBA	1	12	73	13	99
Total		1	12	73	13	99

Sensitization towards Issues through Courses						
Count						
		Sensitization towards issues through courses				Total
		Not Mentioned	Needs Improvement	Good	Very Good	
BBA	BBA	1	16	70	12	99
Total		1	16	70	12	99

Size of the Syllabus						
		Size of the Syllabus				Total
		Not Mentioned	Needs Improvement	Good	Very Good	
BBA	BBA	4	9	67	19	99
Total		4	9	67	19	99

Number of Optional Papers						
		Number of optional papers				Total
		Not Mentioned	Needs Improvement	Good	Very Good	
BBA	BBA	3	10	69	17	99
Total		3	10	69	17	99

Knowledge Creation						
		Knowledge Creation				Total
		Not Mentioned	Needs Improvement	Good	Very Good	
BBA	BBA	2	14	70	13	99
Total		2	14	70	13	99

Reference Material						
		Reference Material				Total
		Not Mentioned	Needs Improvement	Good	Very Good	
BBA	BBA	3	17	68	11	99
Total		3	17	68	11	99



Evaluation						
		Evaluation				Total
		Not Mentioned	Needs Improvement	Good	Very Good	
BBA	BBA	1	10	76	12	99
Total		1	10	76	12	99

Overall Rating						
		Overall Rating				Total
		Not Mentioned	Needs Improvement	Good	Very Good	
BBA	BBA	1	15	69	14	99
Total		1	15	69	14	99

Syllabus Revision						
		Syllabus Revision			Total	
		Yes	No	Not Mentioned		
BBA	BBA	36	56	7	99	
Total		36	56	7	99	

Department of Commerce (Aided)

Depth of the Content						
		Depth of the Content			Total	
		Needs Improvement	Good	Very Good		
Commerce (Aided)	B.Com.	11	103	18	132	
	M.Com.	3	16	2	21	
Total		14	119	20	153	

Relevance of the Content						
		Relevance of the Content				Total
		Not Mentioned	Needs Improvement	Good	Very Good	
Commerce (Aided)	B.Com.	1	12	105	14	132
	M.Com.	0	2	17	2	21
Total		1	14	122	16	153




Aims and Objectives of the Syllabus					
		Aims and Objectives of the Syllabus			Total
		Needs Improvement	Good	Very Good	
Commerce (Aided)	B.Com.	17	92	23	132
	M.Com.	3	16	2	21
Total		20	108	25	153

Sensitization towards Issues through Courses						
		Sensitization towards issues through courses			Total	
		Not Mentioned	Needs Improvement	Good		Very Good
Commerce (Aided)	B.Com.	3	11	101	17	132
	M.Com.	0	3	17	1	21
Total		3	14	118	18	153

Size of the Syllabus						
		Size of the Syllabus			Total	
		Not Mentioned	Needs Improvement	Good		Very Good
Commerce (Aided)	B.Com.	2	26	92	12	132
	M.Com.	1	5	15	0	21
Total		3	31	107	12	153

Number of Optional Papers						
		Number of optional papers			Total	
		Not Mentioned	Needs Improvement	Good		Very Good
Commerce (Aided)	B.Com.	2	20	88	22	132
	M.Com.	1	4	14	2	21
Total		3	24	102	24	153

Knowledge Creation						
		Knowledge Creation			Total	
		Not Mentioned	Needs Improvement	Good		Very Good
Commerce (Aided)	B.Com.	0	13	85	34	132
	M.Com.	1	2	15	3	21
Total		1	15	100	37	153



Reference Material						
		Reference Material				Total
		Not Mentioned	Needs Improvement	Good	Very Good	
Commerce (Aided)	B.Com.	2	20	90	20	132
	M.Com.	0	4	15	2	21
Total		2	24	105	22	153

Evaluation					
		Evaluation			Total
		Needs Improvement	Good	Very Good	
Commerce (Aided)	B.Com.	22	92	18	132
	M.Com.	4	15	2	21
Total		26	107	20	153

Overall Rating						
		Overall Rating				Total
		Not Mentioned	Needs Improvement	Good	Very Good	
Commerce (Aided)	B.Com.	2	8	104	18	132
	M.Com.	0	3	16	2	21
Total		2	11	120	20	153

Syllabus Revision					
		Syllabus Revision			Total
		Yes	No	Not Mentioned	
Commerce (Aided)	B.Com.	56	53	23	132
	M.Com.	12	7	2	21
Total		68	60	25	153



Department of Commerce (Self-Finance)

Depth of the Content						
		Depth of the Content				Total
		Not Mentioned	Needs Improvement	Good	Very Good	
Commerce (Self Finance)	B.Com.	1	2	30	14	47
Total		1	2	30	14	47

Relevance of the Content						
		Relevance of the Content				Total
		Not Mentioned	Needs Improvement	Good	Very Good	
Commerce (Self Finance)	B.Com.	2	2	34	9	47
Total		2	2	34	9	47

Aims and Objectives of the Syllabus					
		Aims and Objectives of the Syllabus			Total
		Needs Improvement	Good	Very Good	
Commerce (Self Finance)	B.Com.	4	31	12	47
Total		4	31	12	47

Sensitization towards Issues through Courses					
		Sensitization towards issues through courses			Total
		Needs Improvement	Good	Very Good	
Commerce (Self Finance)	B.Com.	3	37	7	47
Total		3	37	7	47

Size of the Syllabus					
		Size of the Syllabus			Total
		Needs Improvement	Good	Very Good	
Commerce (Self Finance)	B.Com.	6	33	8	47
Total		6	33	8	47

Number of Optional Papers						
		Number of optional papers				Total
		Not Mentioned	Needs Improvement	Good	Very Good	
Commerce (Self Finance)	B.Com.	2	3	37	5	47
Total		2	3	37	5	47



Knowledge Creation					
		Knowledge Creation			Total
		Needs Improvement	Good	Very Good	
Commerce (Self Finance)	B.Com.	4	31	12	47
Total		4	31	12	47

Reference Material					
		Reference Material			Total
		Needs Improvement	Good	Very Good	
Commerce (Self Finance)	B.Com.	9	29	9	47
Total		9	29	9	47

Evaluation						
		Evaluation			Total	
		Not Mentioned	Needs Improvement	Good		Very Good
Commerce (Self Finance)	B.Com.	1	3	33	10	47
Total		1	3	33	10	47

Overall Rating					
		Overall Rating			Total
		Needs Improvement	Good	Very Good	
Commerce (Self Finance)	B.Com.	5	29	13	47
Total		5	29	13	47

Syllabus Revision					
		Syllabus Revision			Total
		Yes	No	Not Mentioned	
Commerce (Self Finance)	B.Com.	21	18	8	47
Total		21	18	8	47




Department of Statistics

Depth of the Content			
		Depth of the Content	Total
		Needs Improvement	
Statistics	M.Sc. Statistics	1	1
Total		1	1

Relevance of the Content			
		Relevance of the Content	Total
		Needs Improvement	
Statistics	M.Sc. Statistics	1	1
Total		1	1

Aims and Objectives of the Syllabus			
		Aims and Objectives of the Syllabus	Total
		Good	
Statistics	M.Sc. Statistics	1	1
Total		1	1

Sensitization towards Issues through Courses Crosstabulation			
		Sensitization towards issues through courses	Total
		Needs Improvement	
Statistics	M.Sc. Statistics	1	1
Total		1	1



Size of the Syllabus			
		Size of the Syllabus	Total
		Needs Improvement	
Statistics	M.Sc. Statistics	1	1
Total		1	1

Number of Optional Papers			
		Number of optional papers	Total
		Good	
Statistics	M.Sc. Statistics	1	1
Total		1	1

Knowledge Creation			
		Knowledge Creation	Total
		Needs Improvement	
Statistics	M.Sc. Statistics	1	1
Total		1	1

Reference Material			
		Reference Material	Total
		Good	
Statistics	M.Sc. Statistics	1	1
Total		1	1



Evaluation			
		Evaluation	Total
		Needs Improvement	
Statistics	M.Sc. Statistics	1	1
Total		1	1

Overall Rating Crosstabulation			
		Overall Rating	Total
		Needs Improvement	
Statistics	M.Sc. Statistics	1	1
Total		1	1

Syllabus Revision			
		Syllabus Revision	Total
		Yes	
Statistics	M.Sc. Statistics	1	1
Total		1	1



St Thomas College, Kozhencherry Feedback on Curriculum (2020-2021)

C. ALUMNI

Feedback on the curriculum was collected from the alumni of St Thomas College Kozhencherry using questionnaire method. **379** responses were recorded in this survey.

Details of the Respondents

Programme of the Alumna/Alumnus * Year of Completion of Programme								
		Year of Completion of Programme						Total
		2015	2016	2017	2018	2019	2020	
Programme of the Alumna/Alumnus	B.Sc.	0	9	11	28	24	46	118
	B.A.	5	19	6	16	26	17	89
	B.Com.	0	4	15	4	16	32	71
	M.Sc.	1	9	11	8	18	22	69
	M.A.	0	2	6	6	2	4	20
	M.Com.	0	0	0	6	4	2	12
Total		6	43	49	68	90	123	379

How curriculum has helped in improving the following skills?

Understanding

Reasoning

Analytical

Creative

Communication

Curriculum helped to improve Understanding skills		Understanding
Programme of the Alumna/Alumnus	B.Sc.	89
	B.A.	55
	B.Com.	48
	M.Sc.	54
	M.A.	12
	M.Com.	11
Total		269




Curriculum helped to improve Reasoning skills		Reasoning
Programme of the Alumna/Alumnus	B.Sc.	63
	B.A.	23
	B.Com.	24
	M.Sc.	36
	M.A.	7
	M.Com.	9
Total		162

Curriculum helped to improve Analytical skills		Analytical
Programme of the Alumna/Alumnus	B.Sc.	52
	B.A.	22
	B.Com.	22
	M.Sc.	38
	M.A.	7
	M.Com.	9
Total		150

Curriculum helped to improve Creative skills		Creative
Programme of the Alumna/Alumnus	B.Sc.	48
	B.A.	38
	B.Com.	28
	M.Sc.	24
	M.A.	13
	M.Com.	9
Total		160

Curriculum helped to improve Communication skills		Communication
Programme of the Alumna/Alumnus	B.Sc.	60
	B.A.	64
	B.Com.	37
	M.Sc.	26
	M.A.	14



	M.Com.	10
Total		211

Variables	Number	Percentage
Understanding	269	71.0%
Reasoning	162	42.7%
Analytical	150	39.6%
Creative	160	42.2%
Communication	211	55.7%

Curriculum is:

Socially Relevant

Useful for Employment

Ensuring Scope for Higher Education/Career Advancement

Imparting Human Values

Curriculum is Socially Relevant		Socially Relevant
Programme of the Alumna/Alumnus	B.Sc.	89
	B.A.	55
	B.Com.	48
	M.Sc.	54
	M.A.	12
	M.Com.	11
Total		269

Curriculum is Useful for Employment		Useful for Employment
Programme of the Alumna/Alumnus	B.Sc.	63
	B.A.	23
	B.Com.	24
	M.Sc.	36
	M.A.	7
	M.Com.	9
Total		162



Curriculum Ensures scope for Higher Education		Ensuring scope for Higher Education/Career Advancement
Programme of the Alumna/Alumnus	B.Sc.	52
	B.A.	22
	B.Com.	22
	M.Sc.	38
	M.A.	7
	M.Com.	9
Total		150

Curriculum Imparts Human Values		Imparting Human Values
Programme of the Alumna/Alumnus	B.Sc.	48
	B.A.	38
	B.Com.	28
	M.Sc.	24
	M.A.	13
	M.Com.	9
Total		160

Variables	Number	Percentage
Curriculum is Socially Relevant	269	71.0%
Curriculum is Useful for Employment	162	42.7%
Curriculum Ensures scope for Higher Education/Career Advancement	150	39.6%
Curriculum Imparts Human values	160	42.2%



Opinion about the Examination Pattern

Testing of Memory

Testing of Analytical capability

Testing of Critical thinking

Testing of practical knowledge/skills

Curriculum helped in Testing of Memory		Testing of Memory
Programme of the Alumna/Alumnus	B.Sc.	87
	B.A.	38
	B.Com.	45
	M.Sc.	56
	M.A.	9
	M.Com.	10
Total		245

Curriculum helped in Testing of Analytical capability		Testing of Analytical capability
Programme of the Alumna/Alumnus	B.Sc.	52
	B.A.	30
	B.Com.	18
	M.Sc.	26
	M.A.	8
	M.Com.	4
Total		138

Curriculum helped in Testing of Critical thinking		Testing of Critical Thinking
Programme of the Alumna/Alumnus	B.Sc.	40
	B.A.	43
	B.Com.	23
	M.Sc.	27
	M.A.	11
	M.Com.	6
Total		150



Curriculum helped in Testing of Practical Knowledge / Skills		Testing of Practical Knowledge / Skills
Programme of the Alumna/Alumnus	B.Sc.	50
	B.A.	37
	B.Com.	36
	M.Sc.	30
	M.A.	7
	M.Com.	7
Total		167

Variables	Number	Percentage
Testing of Memory	245	64.6%
Testing of Analytical capability	138	36.4%
Testing of Critical thinking	150	39.6%
Testing of Practical Knowledge / Skills	167	44.1%



St Thomas College, Kozhencherry
Feedback on Curriculum (2020-2021)

D. EMPLOYER

A feedback on the curriculum was collected from some employers using questionnaire method.

		Performance of the Employee			Total
		Strongly Disagree	Neutral	Agree	
No. of Employers	3	1	1	1	3
Total		1	1	1	3


		Promotes Team Spirit		Total
		Agree	Strongly Agree	
No. of Employers	3	1	2	3
Total		1	2	3

		Ability to Innovate		Total
		Agree	Strongly Agree	
No. of Employers	3	1	2	3
Total		1	2	3

		Develops Soft Skills		Total
		Agree	Strongly Agree	
No. of Employers	3	2	1	3
Total		2	1	3

		Ensures Professional Ethics and Attitudes		Total
		Agree	Strongly Agree	
No. of Employers	3	1	2	3
Total		1	2	3

		Relevant to Industrial Needs			Total
		Strongly Disagree	Neutral	Agree	
No. of Employers	3	1	1	1	3
Total		1	1	1	3



		Ensures Employability Skills			Total
		Strongly Disagree	Neutral	Strongly Agree	
No. of Employers	3	1	1	1	3
Total		1	1	1	3

		Prospects for Higher Education/Employment		Total
		Agree		
No. of Employers	3	3		3
Total		3		3

		Scope for Internship/Training/Research		Total
		Disagree	Agree	
No. of Employers	3	1	2	3
Total		1	2	3

CONCLUSION

St Thomas college is committed to offer a conducive academic ambience for those aspiring for higher education as well as employment. Affiliated to Mahatma Gandhi University, the institution has limited flexibility in the design of its syllabus. However, a consolidated report of the feedback on curriculum is forwarded to the University to enable incorporation of the suggestions at the time of syllabus revision. Teacher evaluation and overall assessment of the institution by students based on various pertinent parameters form part of the institutional strategy for continuous improvement. A consolidated report of overall institutional requirements is submitted to the Governing Council for further actions.



Dr Roy George K.
Principal in Charge.